

Curbside Book Checkout Using Destiny Discover

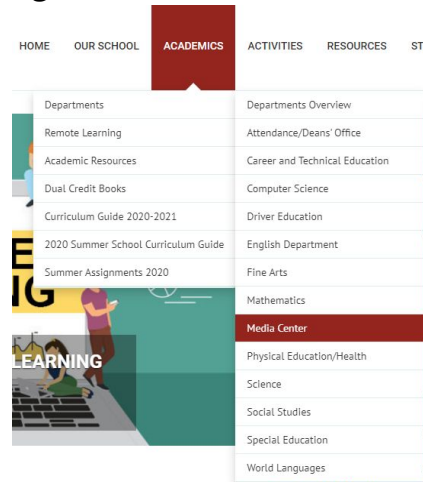
Using Clever

Step 1: Navigate to **Clever** (located under Quick Links on PNHS homepage) or clever.com and login with active directory.



Using Library Webpage

Step 1: Navigate to Media Center webpage



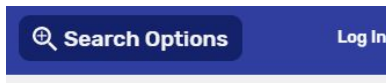
Step 2: Click on the **Library** button.



Step 2: Click on the Access Follett Destiny button.




Step 3: Click **Log in** in the upper right hand corner of the screen.



Step 4: Log in with your **ID NUMBER ONLY** and use your district password.



Step 5: Find the book(s) you would like to check out by using the search bar or by browsing the main screen. Once you find the book, click on “Hold” to place a hold on the title. You can check out 3 books at a time for a three week period.



When your hold is ready, you will receive an email at your school email address to notify you. Pick up hours will be Tuesday, Wednesday and Thursday from 8:00 am - 3:00pm. Please direct all questions and concerns to kzack@psd202.org.